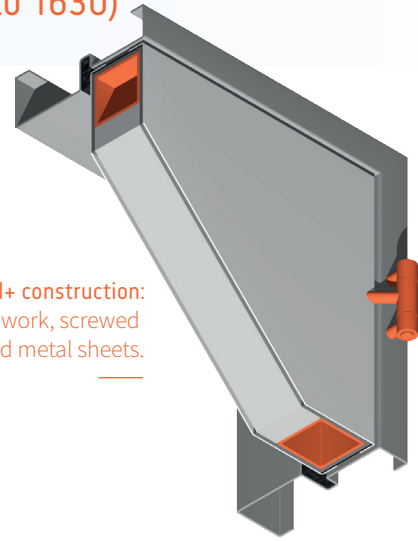




RC5 | SINGLE & DOUBLE SWING DOOR

SHEET 003 - Burglary resistance standard RC5
(in accordance with EN 1627 to 1630)

All Heinen doors are constructed on the basis of the METAL+ concept, lending them superior basic performance standards.



Metal+ construction: tubular framework, screwed on hinges and metal sheets.

Basic performance features of the RC5 door:



Burglary resistance (EN 1627-1630)
RC5



Acoustic performance
Basic soundproofing: $R_w = 30$ dB



Airtightness
Level L1



Thermal insulation
T4: Av. U 1.9 W/m²K
(with automatic door bottom seal)



Frequency of use
200,000 open/close cycles (max. level)



Mechanical resistance
M4 (max. level)

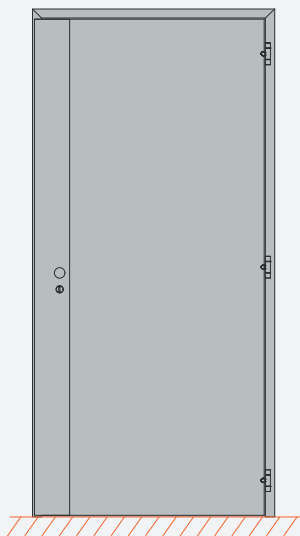


Service life of the door
15-year warranty on the door set

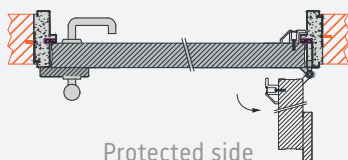
Possible combinations: ● Fire resistance ● Acoustic performance ● Bullet-proof

CROSS-SECTION DOOR RC5 BURGLARY RESISTANCE HINGE SIDE (A14a)

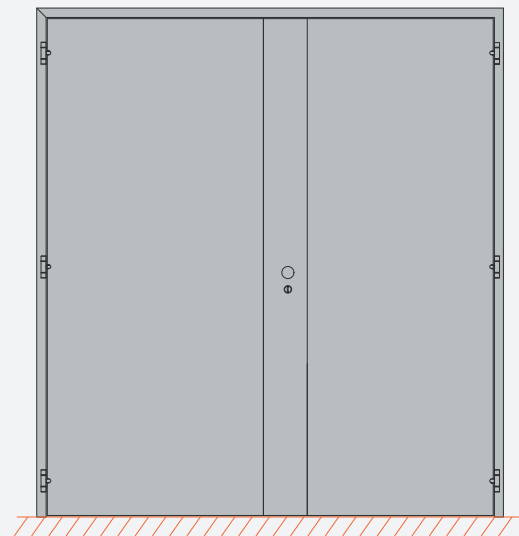
(also available with burglary resistance non-hinge site: A14b).



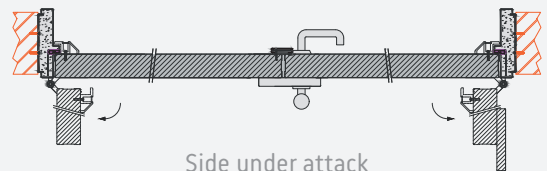
Side under attack



Protected side



Protected side



Side under attack

DOOR DIMENSIONS *(always customised)*

Simple door

Maximum dimensions	Width	Height
Leaf	1300	3000
Opening	1410	3078

Minimum dimensions	Width	Height
Leaf	780	1100
Opening	890	1178

Calculation of free passage (excluding combinations) side under attack non-hinge side:

FP 180° = Width of opening - 140

FP 90° = Width of opening - 255

FP = Height of opening - 90

Larger door sets are also available without a certificate.

Double door

Maximum dimensions	Width	Height
Leaf	1300	3000
Opening	2720	3078

Minimum dimensions	Width	Height
Leaf	780	1100
Opening	1680	1178

Calculation of free passage (excluding combinations) side under attack non-hinge side:

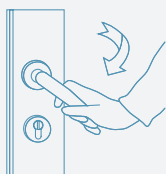
FP 180° = Width of opening - 140

FP 90° = Width of opening - 360

FP = Height of opening - 90

SECURITY LOCKS

Mechanical systems

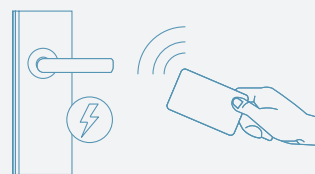


Security (3 points)

Self-Security (1 point)

-) Manual locking
-) Automatic locking

Systems with automatic locking



Overlock (in combination with Self-Security 1 point).
Controlled entry: Fail secure.
Free exit or controlled exit (Fail secure).

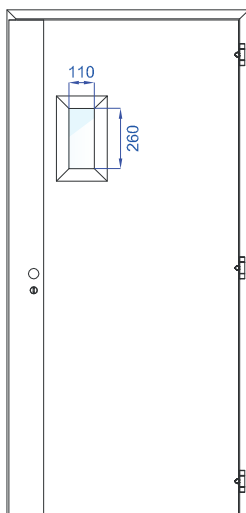
Solenoid locks

Fail secure: operation by power supply.

Fail safe: operation by power cut.

WINDOW CONFIGURATIONS

Solid door with peephole as an option.



DETAILS OF MAIN COMBINATIONS



Fire resistance (simple door only)

Tests carried out by the fire resistance testing laboratory at the University of Liège.
E11-30 - E11-60
E12-30 - E12-60
Cannot be combined with the bullet-proof protection performance feature.



Bullet-proof

Tests carried out by the Banc National d'Épreuve, Saint Étienne.
FB4 - FB5 - FB6
AK47
Cannot be combined with the fire-resistance performance feature.

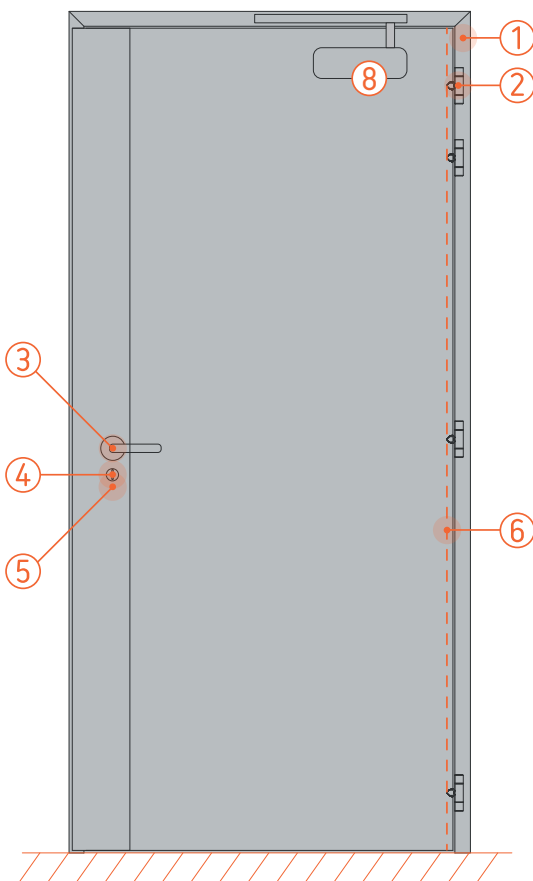


Acoustic performance

Tests carried out by the testing laboratory at the University of Liège.
Soundproofing (Rw) up to 54 dB.
Standard lock, double Shall-Ex, brushes.
Can be combined with fire resistance performance features.



FITTINGS (Side under attack: hinge side)



BASIC FITTINGS

- 1 | **Door frame and leaf finish**
Hot-dip galvanised steel (275 g/m², 20µm thick) or RAL paint.
- 2 | **Hinges**
Minimum four steel hinges, adjustable and replaceable.
- 3 | **Handles**
A set of two U-shaped aluminium handles.
- 4 | **Europrofil cylinder**
EN 1627 compliant (class 6.2 in accordance with EN 1303).
- 5 | **Backplate**
Protection rotor.
- 6 | **Security stud system**
Burglary resistance hinge side: security stud profiles, all heights.
Burglary resistance non-hinge side: not necessary.
- 7 | **Lock**
Self Security 1 point.


OPTIONAL FITTINGS

- 1 | **Door frame and leaf finish**
Stainless steel 304, 316.
- 2 | **Hinges**
One or more hinges can be added; these are always adjustable and replaceable.
Stainless steel.
- 3 | **Handles**
Handles, doorknobs, pull handles etc. in aluminium or stainless steel.
- 8 | **Door closer**
With scissor arm or sliding arm, fitting on the hinge or non-hinge side, invisibly integrated door closer, open position maintained etc.
- 9 | **Security locks**
Security locks.
- 10 | **Remote surveillance**
Remote surveillance Indication of leaf position, locking latch position, indication of leaf status.
- 11 | **Various options**
Soundproof doorsills, door stops, storm chains, impact plates and many other fittings.



BASIC PERFORMANCES OF THE METAL+ DOOR

- **Frequency of use:**
1,000,000 open/close cycles (maximum level)
- **Mechanical resistance:**
M+7 (maximum level)
- **Service life of the door:**
15-year warranty on the door set!
- **Burglary resistance:**
RC2 (subject to conditions)
- **Acoustic performance:**
Basic soundproofing (Rw) = 30 dB
- **Air tightness:**
Level L1
- **Thermal insulation:**
T4: Av. U ≈ 1.9 W/m²K (with automatic door bottom seal)



Heinen doors can combine performance features on a bespoke basis. Depending on your needs, one or more performance features are added to the basic, robust Metal+ door.



Fire resistance



Burglary resistance



Acoustic performance



Bullet-proof



Blast-proof



Electromagnetic



Anti-panic



Smoke tightness



Thermal insulation



Airtightness



Watertightness



Wind resistance



For BIM files, please consult us. Our products are certified **CE**

Heinen technical data sheet | RC5 - single and double swing door | Sheet 003 - V02EN March 2019
Copyright © EuroDV 2018 | Responsible editor: Eng. Dario Dalla Valle | Non-contractual document.